



# Benefits

## Accenture Benefit portal for Sweden



# Welcome to Benefits!

## WHAT IS BENEFITS?

Accenture together with our pension partner Söderberg & Partners are happy to present Benefits, a single online portal where you can find full details about all your benefits.

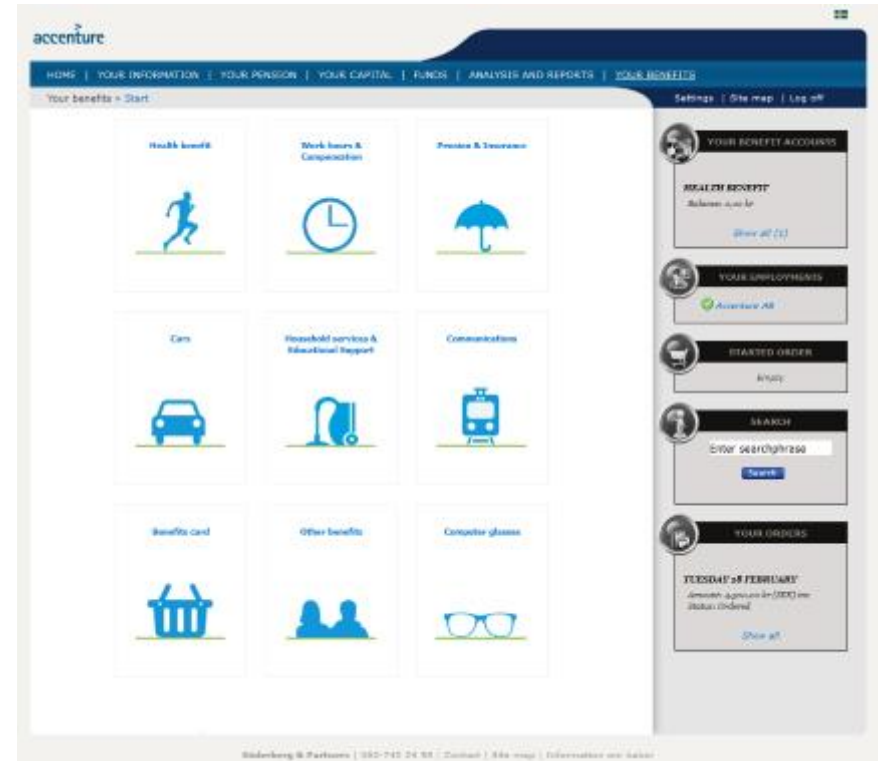
The benefit portal gives you access to a wide range of benefits, but also procured deals with different suppliers that will be updated continuously.

## USER GUIDE

This guide will give you a short introduction on how to use the site, register your health allowance and get an overview of where to find more information on your pension and insurances.

The site is designed to be intuitive. Click around in the various categories and get familiar with the arrangement.

The number of suppliers is constantly growing and we encourage you to propose suppliers you would like to affiliate to [benefits@soderbergpartners.se](mailto:benefits@soderbergpartners.se).



# Log in

## HOW TO LOG IN

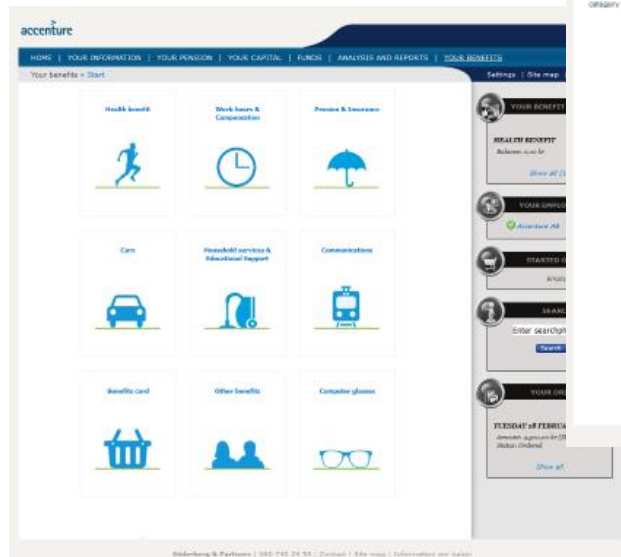
You can enter the site [here](#) through Mobile BankID or BankID.

## HELPDESK

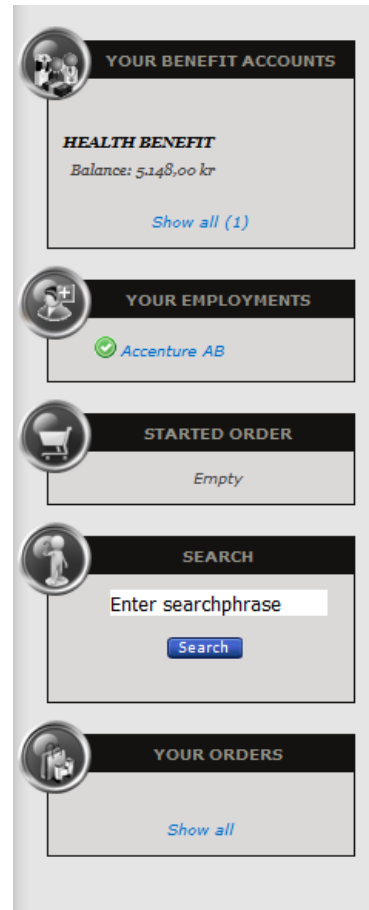
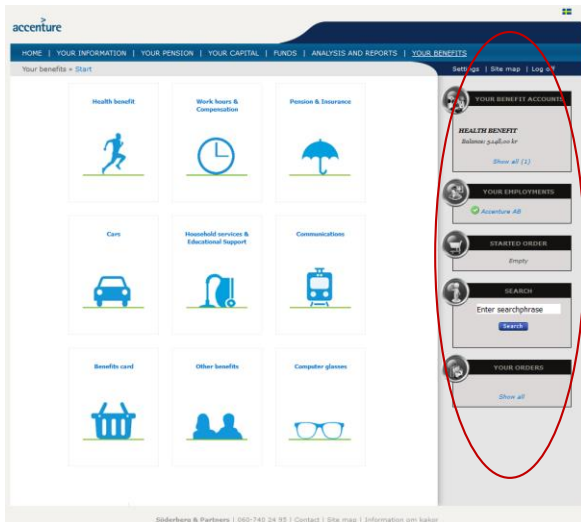
If you have technical issues when signing in you will need to contact Söderberg & Partners

Email: [benefits@soderbergpartners.se](mailto:benefits@soderbergpartners.se)

Phone: +46 60 - 740 24 95



# Your home page



## START PAGE

Your home page contains of a number of categories under which your employee benefits are organized. Here you can read more about Accenture specific benefits but also click on other categories with procured deals and services to use.

Click on the icons to read more on the individual benefit plans.

The panel on the right are as follows:

## HEALTH ALLOWANCE BALANCE

At the top you'll find information about your health benefit (friskvårdsbidrag) and see your current balance.

## YOUR EMPLOYMENTS

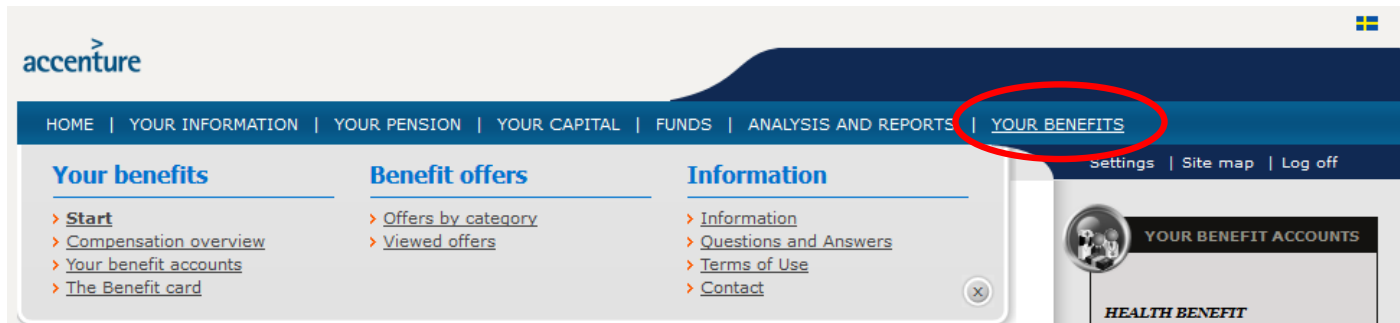
This is the legal entity where you are employed.

## ORDERS

The final 3 options are the:

- Orders you've already selected but not yet bought
- Search functionality
- Your completed orders.

# Start page - Navigation



## MAIN MENU

The main menu of the start page is used to navigate between the different parts of the portal.

## BENEFIT PART

By clicking on *YOUR BENEFITS*, the main menu appears. Chose *START* and you are back to the benefit icons.

Through the menu items on the right you'll find information about the service, health contribution usage, contact details etc.

# Choosing your Benefits

Health benefit

Exercise

Swimming Pools

Health & Weight Loss

Treatments

Actic

Always Fitness

Balance

Bromma Training Center

Concor Crossfit

Curves

The screenshot displays a user interface for selecting health benefits. At the top, a 'Health benefit' menu is open, showing three main categories: 'Exercise' (with a blue silhouette of a person running), 'Swimming Pools', and 'Health & Weight Loss'. Below this, a grid of six benefit cards is shown. Each card has a title, a logo, a brief description, and pricing information. The cards are: 1. 'Actic' with a blue logo and text 'At Actic we know that regular exercise will make you feel better. So we would like to help you s ...'. 2. 'Always Fitness' with a red 'Always Fitness 24' logo and text 'Welcome to Always Fitness'. 3. 'Balance' with a purple logo and text 'Balance set a new standard for training facilities in Sweden when it opened in March 2006.'. 4. 'Bromma Training Center' with a yellow and black logo and text 'Welcome to Bromma Training Center'. 5. 'Concor Crossfit' with a red and black logo and text 'Concor CrossFit bets 100% of CrossFit with a focus on performance and quality coach-led training.'. 6. 'Curves' with a black logo and text 'Curves offers a complete 30 minute workout for women. It is circle training with hydraulic machi ...'. Each card also includes a price starting from a certain amount in SEK (inc) and a 'Benefit eligible' icon.

Supplier	Price (SEK) inc	Benefit eligible
Actic	From 3.295,00	Benefit eligible
Always Fitness	From 1.995,00	Benefit eligible
Balance	From 6.069,00	Benefit eligible
Bromma Training Center	From 795,00	Benefit eligible
Concor Crossfit	From 1.150,00	Benefit eligible
Curves	From 3.769,20	Benefit eligible

## CATEGORIES

By clicking on a category on the start page you will pull up different subcategories and you can then read about all great deals.



To register with a supplier you click on the supplier icon and place an order.

# Choosing your Benefits

## PLACE A PRODUCT ORDER

After choosing the supplier you wish to use, you click on **Product Order** to find the full selection of benefits they offer.

Please note: you may have to make one or more choices, such as choosing which location to train in. After making the selections, click on **Add to Order**.



# Health Allowance

## USE YOUR HEALTH ALLOWANCE

Make sure to use your yearly health allowance by signing up with one of our suppliers in the portal. You will find great deals!

Choose the supplier you would like to sign up for and make a product order. You can see your current balance at the start page of the benefit portal.

If the deal is more expensive than what you have in your balance, a withdrawal will be made from your net salary the next coming month.





# Expense registration

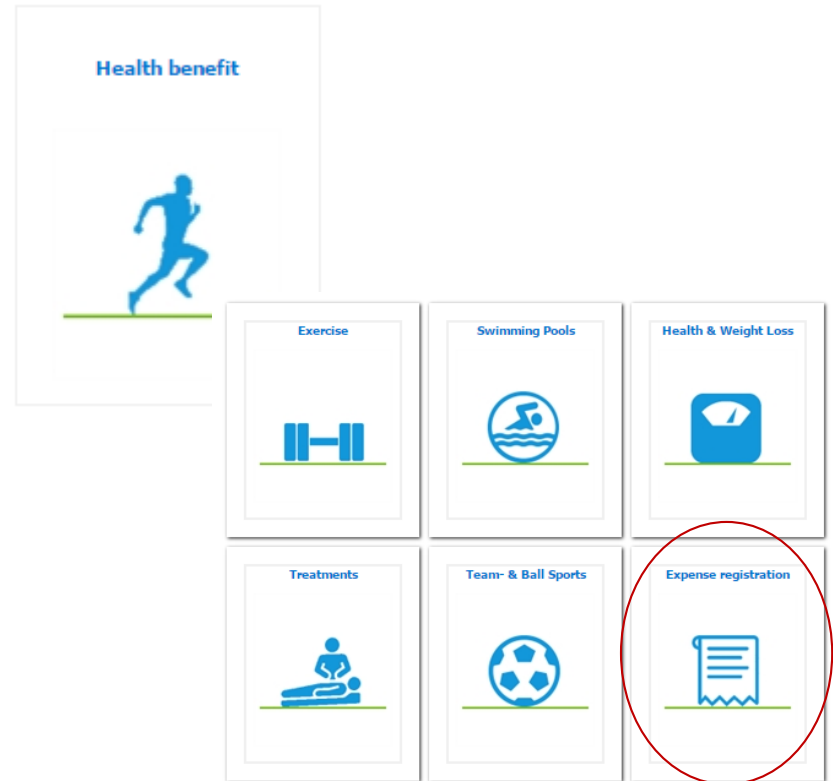
## NON AFFILIATED SUPPLIER

If you would like to use your health allowance at a non-affiliated supplier, you pay them first and you then register this as an expense.

Click on the category **Health benefit** on the start page, then the subcategory **Expense registration**, to get to the page for registration of health benefit expenses.

Read the instructions, fill in the fields in the wizard, accept the terms and then click on **Register outlay**.

After correct documents are received compensation is made in the next month's payroll.



# Benefit Card - discounts



## DISCOUNTED DEALS

In the Benefit card category you will find discounted deals. Some offers are utilized through the supplier web shop and other are utilized over the counter.

When you utilize offers over the counter you showcase the Benefit Card which is found in the Söderberg & Partners mobile app (available for Iphone and android) to get access to the offer.

For questions on the mobile app contact [benefits@soderbergpartners.se](mailto:benefits@soderbergpartners.se)

# Choosing your Benefits

## ORDER PAGE

When you have completed your benefit selections you can see the financial details for the benefits you have chosen on the order page.

Your statutory health benefit is deducted and any remaining costs are financed through a net salary deduction.

Accept the user terms and click on the button **Confirm order**.

An order confirmation is sent to you by e-mail and the order is sent to your chosen supplier.

The screenshot shows the 'YOUR BENEFITS' section of the Accenture portal. It features a table of selected products and a summary table of costs and deductions. A red circle highlights the summary table.

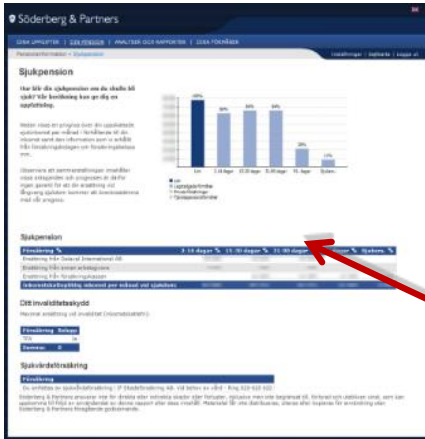
Products	Total
<a href="#">Remove</a> <b>ACTIC</b> <sup>®</sup> Actic (Max Card) Facility: Stockholm, Högdalen	<b>Old price :</b> 5.988,00 kr
	<b>Discount :</b> -299,40 kr
	<b>Benefit account withdrawal :</b> -5.148,00 kr
	<b>Deductions from net pay :</b> <b>540,60 kr</b>

I accept Söderberg & Partners [terms of use](#).

**Confirm order**

**Total order value:** 5.688,60 kr  
**Total salary deduction:** 540,60 kr

# Compensation Overview



accnture

HOME | YOUR INFORMATION | YOUR PENSION | YOUR CAPITAL | FUNDS | ANALYSIS AND REPORTS | YOUR BENEFITS

Your benefits > Compensation overview Settings | Site map | Log off

### Compensation Overview

The compensation overview gives you a total overview of all compensations you receive from your employer.

**Total**

Your total compensation is the sum of the total value of the salary and benefits you receive through your employment. Below are the total for each individual part of your total compensation. Further down you will find detailed explanations of the contents of each part.

Category	Value
Annual salary	500,000.00 SEK
Vacation addendum	100,000.00 SEK
Payroll tax	100,000.00 SEK
Insurances paid by employer	100,000.00 SEK
Benefits	100,000.00 SEK
<b>Total:</b>	<b>900,000.00 SEK</b>

**Payroll tax**

Payroll tax is a form of fee paid by your employer on top of the salary paid to you. The various elements of the payroll tax are specified contributions to the various parts of the social security system.

Type of fee	Fee as %	Annual fee in SEK
Retirement fee	10.21%	102,100.00 SEK
Service insurance fee	1.17%	11,700.00 SEK
Health insurance fee	0.36%	3,600.00 SEK
Parental insurance fee	0.24%	2,400.00 SEK
Unpaid injury fee	9.95%	99,500.00 SEK
Labour charge	2.80%	28,000.00 SEK
Payroll charge	4.85%	48,500.00 SEK
<b>Total:</b>	<b>26.68%</b>	<b>266,800.00 SEK</b>

**Insurances paid by employer**

Most workers have, in addition to state pension, an occupational pension. The employer pays the premium, but in some cases it is the employee who chooses the insurance form and insurance money will be placed. If a person has worked on various areas of agreement he may have more than one occupational pension.

Insurance company	Description	Annual premium	Insurance part
Swedish	Swedish	100,000.00 SEK	Swedish
Swedish	Swedish	100,000.00 SEK	Swedish
<b>Total:</b>		<b>200,000.00 SEK</b>	

**Benefits**

Below is a summary of the benefits your employer offers in addition to salary and pension provisions.

Type of benefit %	Value %	Information %
Health insurance	0.36%	See above
Parental insurance	0.24%	See above
<b>Total:</b>	<b>0.60%</b>	

The information on this page is not to be considered as a pledge from either Accenture or Söderberg & Partners. If you notice any errors, please contact [Benefits](#).

Söderberg & Partners | 060-740 24 95 | Contact | Site map | Information on kakor

## COMPENSATION OVERVIEW

The compensation overview is a summary of all parts of the compensation you receive through your employment. You can see salary, insurances, pension and health allowances.

Click on the different benefits in the overview to be directed to the page where each benefit is described.